

Flamenco system family

Cleaning and Disinfection

Flamenco^{IP+}, Flamenco^{IP}, Flamenco
Nurse call by Tunstall.



Our policy of continual development means that product specification and appearance may change without notice. Tunstall does not accept responsibility for any errors and omissions within this document.

© 2022 Tunstall GmbH

Table of contents

1	Introduction	5
2	Switches	6
3	Room terminals	12
4	Connection sockets	17
5	Patient devices	21
6	Call handling consoles	24










1 Introduction







The nurse call system products are specially designed for use in hospitals. For this reason, only such materials are used for the devices that fully comply with the special requirements for daily use in hospitals.



Always observe the applicable hygiene regulations for your hospital.


2 Switches


Functions	Order no.	
<p>Pull cord switch insert <i>without frame</i></p> <p>Switch insert with a red call button, a pull cord, a safety release and a call handle.</p> <p>Cleaning and disinfection</p> <p>Clean with a soft, non-scratching cloth moistened with a mild detergent solution. The detergent solution must not contain any abrasive or plastic-dissolving ingredients. Ensure that liquid does not enter the device.</p> <p>Moist wipe disinfection using a disinfectant suitable for the materials of the switch:</p> <ul style="list-style-type: none">– Housing, button: Polycarbonate– Pull cord: Polyamide– Call handle: ABS	29 0707 20F	

Functions	Order no.	
Switch <i>with plastic frame</i>	77 0211 00 A	
	77 0211 00 F	
Cleaning and disinfection	77 0211 01 A	
Clean with a soft, non-scratching cloth moistened with a mild detergent solution. The detergent solution must not contain any abrasive or plastic-dissolving ingredients. Ensure that liquid does not enter the device.	77 0211 01 F	
Moist wipe disinfection using a disinfectant suitable for the materials of the switch:	77 0212 00 A	
<ul style="list-style-type: none"> - Housing, frame, button: Polycarbonate 	77 0212 00 F	
	77 0213 00 A	
	77 0213 00 F	
	77 0214 00 A	
	77 0214 00 F	
	77 0217 00 A	
	77 0217 00 F	
	77 0218 00 A	
	77 0218 00 F	
	77 0219 00 A	
	77 0219 00 F	
		
		


Functions	Order no.	
Switch <i>with decorative glass frame</i>	77 0211 00 C	
	77 0211 01 C	
Cleaning and disinfection	77 0212 00 C	
Clean with a soft, non-scratching cloth moistened with a mild detergent solution. The detergent solution must not contain any abrasive or plastic-dissolving ingredients. Ensure that liquid does not enter the device.	77 0213 00 C	
	77 0214 00 C	
	77 0217 00 C	
	77 0218 00 C	
	77 0219 00 C	
Moist wipe disinfection using a disinfectant suitable for the materials of the switch:		
<ul style="list-style-type: none"> – Housing, frame, button: Polycarbonate – Frame: White glass 		
		
		
		


Functions	Order no.	
<p>Pull cord call switch <i>with plastic frame</i></p> <p>Switch with a pull cord, a safety release and a call handle.</p> <p>Cleaning and disinfection</p> <p>Clean with a soft, non-scratching cloth moistened with a mild detergent solution. The detergent solution must not contain any abrasive or plastic-dissolving ingredients. Ensure that liquid does not enter the device.</p> <p>Moist wipe disinfection using a disinfectant suitable for the materials of the switch:</p> <ul style="list-style-type: none"> – Housing, frame: Polycarbonate – Pull cord: Polyamide – Call handle: ABS 	<p>77 0215 00 A</p> <p>77 0215 00 F</p> <p>77 0215 01 A</p> <p>77 0215 01 F</p>	
<p>Pull cord call switch <i>with decorative glass frame</i></p> <p>Switch with a pull cord, a safety release and a call handle.</p> <p>Cleaning and disinfection</p> <p>Clean with a soft, non-scratching cloth moistened with a mild detergent solution. The detergent solution must not contain any abrasive or plastic-dissolving ingredients. Ensure that liquid does not enter the device.</p> <p>Moist wipe disinfection using a disinfectant suitable for the materials of the switch:</p> <ul style="list-style-type: none"> – Housing: Polycarbonate – Frame: White glass – Pull cord: Polyamide – Call handle: ABS 	<p>77 0215 00 C</p> <p>77 0215 01 C</p>	


Functions	Order no.	
<p>Pneumatic call switch <i>with plastic frame</i></p> <p>Switch for raising calls by squeezing the elastic ball.</p>	<p>77 0216 00 A 77 0216 00 F 77 0216 01 A 77 0216 01 F</p>	
<p>Cleaning and disinfection</p> <p>Clean with a soft, non-scratching cloth moistened with a mild detergent solution. The detergent solution must not contain any abrasive or plastic-dissolving ingredients. Ensure that liquid does not enter the device.</p> <p>Moist wipe disinfection using a disinfectant suitable for the materials of the switch:</p> <ul style="list-style-type: none"> – Housing, frame: Polycarbonate – Elastic ball: Soft PVC <p>Note on the elastic ball</p> <ul style="list-style-type: none"> – Clean the ball with plenty of water and a little soapy water. – Do not use alcohol-based disinfectants, oils, greases, solvents or acids. These can damage the ball. – For wipe disinfection, the manufacturer recommends an aldehyde- and alcohol-free surface disinfectant. – Wipe disinfection with Microbac® from Hartmann (Bode Chemie) is recommended. 		


Functions	Order no.	
<p>Pneumatic call switch <i>with decorative glass frame</i></p> <p>Switch for raising calls by squeezing the elastic ball.</p> <p>Cleaning and disinfection</p> <p>Clean with a soft, non-scratching cloth moistened with a mild detergent solution. The detergent solution must not contain any abrasive or plastic-dissolving ingredients. Ensure that liquid does not enter the device.</p> <p>Moist wipe disinfection using a disinfectant suitable for the materials of the switch:</p> <ul style="list-style-type: none"> – Housing: Polycarbonate – Frame: White glass – Elastic ball: Soft PVC <p>Note on the elastic ball</p> <ul style="list-style-type: none"> – Clean the ball with plenty of water and a little soapy water. – Do not use alcohol-based disinfectants, oils, greases, solvents or acids. These can damage the ball. – For wipe disinfection, the manufacturer recommends an aldehyde- and alcohol-free surface disinfectant. – Wipe disinfection with Microbac® from Hartmann (Bode Chemie) is recommended. 	<p>77 0216 00 C</p> <p>77 0216 01 C</p>	


3 Room terminals

Functions	Order no.	
<p>ComTerminal^P</p> <p>Communication terminal in patient rooms, staff rooms and function rooms.</p> <p>Cleaning and disinfection</p> <p>Clean with a soft, non-scratching cloth moistened with a mild detergent solution. The detergent solution must not contain any abrasive or plastic-dissolving ingredients. Ensure that liquid does not enter the device.</p> <p>The front panel of the device is made of glass and is suitable for simple wipe disinfection. Before wiping the front panel, you have to disable the touch display and the buttons temporarily by tapping the word "Cleaning" in the display.</p> <p>The rear housing is made of ABS plastic and there are openings (for microphone, loudspeakers, ...) through which liquids can ingress. This must not happen!</p> <p>Moist wipe disinfection using a disinfectant suitable for the materials of the device:</p> <ul style="list-style-type: none">– Housing: ABS– Front panel: Real glass	<p>76 0510 00</p> <p>76 0510 10</p>	



Functions	Order no.	
<p>ComTerminal Flamenco</p> <p>Communication terminal in patient rooms, staff rooms and function rooms.</p> <p>Cleaning and disinfection</p> <p>Clean with a soft, non-scratching cloth moistened with a mild detergent solution. The detergent solution must not contain any abrasive or plastic-dissolving ingredients. Ensure that liquid does not enter the device.</p> <p>The front panel of the device is made of glass and is suitable for simple wipe disinfection. Before wiping the front panel, you have to disable the buttons temporarily by tapping the function key "CLEAN".</p> <p>The rear housing is made of ABS plastic and there are openings (for microphone, loudspeakers, ...) through which liquids can ingress. This must not happen!</p> <p>Moist wipe disinfection using a disinfectant suitable for the materials of the device:</p> <ul style="list-style-type: none"> - Housing: ABS - Front panel: Real glass 	<p>76 0510 00</p> <p>76 0510 10</p>	



Functions	Order no.
<p>ComTerminal Flamenco, desktop installation</p> <p>Communication terminal in doctor's rooms etc.</p> <p>Cleaning and disinfection</p> <p>Clean with a soft, non-scratching cloth moistened with a mild detergent solution. The detergent solution must not contain any abrasive or plastic-dissolving ingredients. Ensure that liquid does not enter the device or the plug.</p> <p>The operating panel of the device is made of glass and is suitable for simple wipe disinfection. Before wiping the front panel, you have to disable the buttons temporarily by tapping the function key "CLEAN".</p> <p>The rear housing is made of ABS plastic and there are openings (for microphone, loudspeakers, ...) through which liquids can ingress. This must not happen!</p> <p>Moist wipe disinfection using a disinfectant suitable for the materials of the device:</p> <ul style="list-style-type: none"> – Housing: ABS – Operating panel: Real glass – Desktop mount: Plexiglass XT – Connection cable: Soft PVC 	<p>77 0511 00</p> 



Functions	Order no.
<p>RoomTerminal Flamenco</p> <p>Room terminal in patient rooms, staff rooms and function rooms.</p> <p>Cleaning and disinfection</p> <p>Clean with a soft, non-scratching cloth moistened with a mild detergent solution. The detergent solution must not contain any abrasive or plastic-dissolving ingredients. Ensure that liquid does not enter the device.</p> <p>Moist wipe disinfection using a disinfectant suitable for the materials of the device:</p> <ul style="list-style-type: none"> – Housing: ABS – Front panel: Polyester – Key caps: Polyurethane – Display: Cast PMMA <p>Note on the membrane keys</p> <p>The keys can be damaged by frequent contact with cleaning agents and disinfectants containing alcohol. The manufacturer therefore advises surface disinfectants, which are usually made from concentrates and water before use.</p> <p>Alcohol-free, ready-to-use solutions for rapid disinfection such as Mikrozyd® sensitive liquid from Schülke & Mayr can also be used.</p>	<p>77 0520 00</p> 


Functions	Order no.
<p>RoomTerminal Flamenco, desktop installation</p> <p>Room terminal in doctor's rooms etc.</p> <p>Cleaning and disinfection</p> <p>Clean with a soft, non-scratching cloth moistened with a mild detergent solution. The detergent solution must not contain any abrasive or plastic-dissolving ingredients. Ensure that liquid does not enter the device or the plug.</p> <p>Moist wipe disinfection using a disinfectant suitable for the materials of the device:</p> <ul style="list-style-type: none"> – Housing: ABS – Operating panel: Polyester – Key caps: Polyurethane – Display: Cast PMMA – Desktop mount: Plexiglass transparent – Connection cable: Soft PVC <p>Note on the membrane keys</p> <p>The keys can be damaged by frequent contact with cleaning agents and disinfectants containing alcohol. The manufacturer therefore advises surface disinfectants, which are usually made from concentrates and water before use.</p> <p>Alcohol-free, ready-to-use solutions for rapid disinfection such as Mikrozyd® sensitive liquid from Schülke & Mayr can also be used.</p>	<p>77 0521 00</p> 

4 Connection sockets


Functions	Order no.	
<p>Connection socket with call switch <i>with plastic frame</i></p> <p>Connection socket for two call devices, with call button. Wall mounting.</p> <p>Cleaning and disinfection</p> <p>Clean with a soft, non-scratching cloth moistened with a mild detergent solution. The detergent solution must not contain any abrasive or plastic-dissolving ingredients. Ensure that liquid does not enter the device.</p> <p>Moist wipe disinfection using a disinfectant suitable for the materials of the connection socket:</p> <ul style="list-style-type: none"> – Housing, frame: Polycarbonate – Call button front: Polycarbonate – Call button housing: PBT 	<p>70 0171 60 A 70 0171 60 F</p>	
<p>Connection socket with call switch <i>with decorative glass frame</i></p> <p>Connection socket for two call devices, with call button. Wall mounting.</p> <p>Cleaning and disinfection</p> <p>Clean with a soft, non-scratching cloth moistened with a mild detergent solution. The detergent solution must not contain any abrasive or plastic-dissolving ingredients. Ensure that liquid does not enter the device.</p> <p>Moist wipe disinfection using a disinfectant suitable for the materials of the connection socket:</p> <ul style="list-style-type: none"> – Housing: Polycarbonate – Frame: White glass – Call button front: Polycarbonate – Call button housing: PBT 	<p>70 0171 60 C</p>	



Functions	Order no.	
<p>Connection socket with call switch, bedhead unit</p> <p>Connection socket for two call devices, with call button. Mounting in medical supply unit.</p> <p>Cleaning and disinfection</p> <p>Clean with a soft, non-scratching cloth moistened with a mild detergent solution. The detergent solution must not contain any abrasive or plastic-dissolving ingredients. Ensure that liquid does not enter the device.</p> <p>Moist wipe disinfection using a disinfectant suitable for the materials of the connection socket:</p> <ul style="list-style-type: none"> – Housing, frame: Polycarbonate – Call button front: Polycarbonate – Call button housing: PBT 	<p>70 0171 50</p>	
<p>Connection socket combi</p> <p><i>Colour: Papyrus white</i></p> <p>Connection socket incl. two different sockets for patient devices. Wall mounting.</p> <p>Cleaning and disinfection</p> <p>Clean with a soft, non-scratching cloth moistened with a mild detergent solution. The detergent solution must not contain any abrasive or plastic-dissolving ingredients. Ensure that liquid does not enter the device.</p> <p>Moist wipe disinfection using a disinfectant suitable for the materials of the connection socket:</p> <ul style="list-style-type: none"> – Material: ABS 	<p>70 0424 00 70 0424 50</p>	


Functions	Order no.	
<p>Connection socket combi <i>Colour: Studio white</i></p> <p>Connection socket incl. two different sockets for patient devices. Wall mounting.</p> <p>Cleaning and disinfection</p> <p>Clean with a soft, non-scratching cloth moistened with a mild detergent solution. The detergent solution must not contain any abrasive or plastic-dissolving ingredients. Ensure that liquid does not enter the device.</p> <p>Moist wipe disinfection using a disinfectant suitable for the materials of the connection socket:</p> <ul style="list-style-type: none"> – Material: Polycarbonate 	<p>70 0425 00 70 0425 50</p>	
<p>Connection socket combi, bedhead unit <i>Colour: Papyrus white</i></p> <p>Connection socket incl. two different sockets for patient devices. Mounting in medical supply unit.</p> <p>Cleaning and disinfection</p> <p>Clean with a soft, non-scratching cloth moistened with a mild detergent solution. The detergent solution must not contain any abrasive or plastic-dissolving ingredients. Ensure that liquid does not enter the device.</p> <p>Moist wipe disinfection using a disinfectant suitable for the materials of the connection socket:</p> <ul style="list-style-type: none"> – Material: ABS 	<p>70 0434 00 70 0434 50</p>	

Functions	Order no.	
<p>Connection socket combi, bedhead unit</p> <p><i>Colour: Studio white</i></p> <p>Connection socket incl. two different sockets for patient devices. Mounting in medical supply unit.</p> <p>Cleaning and disinfection</p> <p>Clean with a soft, non-scratching cloth moistened with a mild detergent solution. The detergent solution must not contain any abrasive or plastic-dissolving ingredients. Ensure that liquid does not enter the device.</p> <p>Moist wipe disinfection using a disinfectant suitable for the materials of the connection socket:</p> <ul style="list-style-type: none">– Material: Polycarbonate	<p>70 0435 00</p> <p>70 0435 50</p>	


5 Patient devices


Functions	Order no.
<p>ePat[®]lite</p> <p>Communication and operating device for use at the patient bed.</p> <p>Cleaning and disinfection</p> <p>It is generally safe to clean the unit and bracket with a damp cloth using diluted and residue-free household cleaners or detergents.</p> <p>Make sure that no moisture enters the head-phone jack.</p> <p>Do not use resinous or adhesive cleaning agents. Detergents that are not free of residues will collect in the loudspeaker gap, for example.</p> <p>Before you wipe off the touch field, you must disconnect the unit or temporarily disable touch field by pressing and holding the CLEAN icon for 3 seconds</p> <p>When selecting the cleaning agent and disinfectant, consider the properties of the device materials:</p> <ul style="list-style-type: none"> – White housing shell, call button, mounting bracket: ASA/PC – The black touch field is covered with a PET film – Connection cable, plug: Soft PVC 	<p>77 0370 00</p> 


Functions	Order no.	
<p>Pear push switch <i>Round shape</i></p> <p>Moisture protected call switch.</p> <p>Cleaning and disinfection</p> <p>Clean with a soft, non-scratching cloth moistened with a mild detergent solution. The detergent solution must not contain any abrasive or plastic-dissolving ingredients. Ensure that liquid does not enter the device or the plug.</p> <p>Moist wipe disinfection using a disinfectant suitable for the materials of the pear push switch:</p> <ul style="list-style-type: none"> – Housing: ABS – Buttons: Thermoplastic elastomer – Connection cable: Soft PVC 	<p>70 0710 00</p> <p>70 0710 01</p> <p>70 0711 00</p> <p>70 0711 01</p>	
<p>Pear push switch <i>Rectangular shape</i></p> <p>Water protected call switch.</p> <p>Cleaning and disinfection</p> <p>Clean with a soft, non-scratching cloth moistened with a mild detergent solution. The detergent solution must not contain any abrasive or plastic-dissolving ingredients. Es Ensure that liquid does not enter the device or the plug.</p> <p>Moist wipe disinfection using a disinfectant suitable for the materials of the pear push switch:</p> <ul style="list-style-type: none"> – Housing: ABS – Buttons: Hard coated polyester film – Connection cable: Soft PVC 	<p>70 0712 00</p>	


Functions	Order no.	
<p>Patient handset</p> <p>Communication and operating device for use at the patient bed.</p> <p>Cleaning and disinfection</p> <p>It is generally safe to clean the unit and bracket with a damp cloth using diluted and residue-free household cleaners or detergents.</p> <p>Make sure that no moisture enters the head-phone jack.</p> <p>Do not use resinous or adhesive cleaning agents. Detergents that are not free of residues will collect in the loudspeaker openings, for example.</p> <p>When selecting the cleaning agent and disinfectant, consider the properties of the device materials:</p> <ul style="list-style-type: none"> – Housing, mounting bracket: ABS – Keys and device edge: Silicone rubber – Connection cable, plug: Soft PVC 	74 0747 00	

6 Call handling consoles

Functions	Order no.
<p>ComStation^{IP}</p> <p>Ward console for the nurse station. Desktop installation or wall mounting.</p> <ul style="list-style-type: none">– Keep the device clean and dry or may lead to electric shock or other perils– DO NOT use disinfectant too frequently.– DO NOT use high degree or even pure disinfectant. It could damage the device. <p>Cleaning and disinfection</p> <p>Clean and disinfect the device when it is logged out so that no undesirable functions are triggered. If the "LOGIN" button is accidentally activated when cleaning or disinfecting the device the home screen will be displayed. Log out again.</p> <p>For daily dust removal and fingerprint removal, please use the screen cleaning cloth in the scope of supply to wipe the device.</p> <p>The housing of the device and the handset are made of ABS. The touch screen is made of glass. The spiral cable of the handset is coated with soft PVC.</p> <p>For disinfection, you can use medical alcohol or isopropanol.</p> <ol style="list-style-type: none">1. Spray a small amount of disinfectant on the screen, handset, and other places that are easily touched by users.2. Wipe the device with a screen cleaning cloth.	<p>76 0605 50</p> 

Functions	Order no.
<p>ComStation^{BUS-C}</p> <p>Ward console for the nurse station. Desktop installation or wall mounting.</p> <p>Cleaning and disinfection</p> <p>Clean with a soft, non-scratching cloth moistened with a mild detergent solution. The detergent solution must not contain any abrasive or plastic-dissolving ingredients. Ensure that liquid does not enter the device.</p> <p>Moist wipe disinfection using a disinfectant suitable for the materials of the ComStation:</p> <ul style="list-style-type: none"> – Housing: ABS – Membrane keys: Polyester film with polyurethane. – Display: Polycarbonate – Spiral cable to the handset: Soft PVC or polyurethane <p>Note on the membrane keys</p> <p>The keys can be damaged by frequent contact with cleaning agents and disinfectants containing alcohol. The manufacturer therefore advises surface disinfectants, which are usually made from concentrates and water before use.</p> <p>Alcohol-free, ready-to-use solutions for rapid disinfection such as Mikrozyd® sensitive liquid from Schülke & Mayr can also be used.</p>	<p>77 0605 50</p> 

Functions	Order no.
<p>ComStation^{CT} Flamenco</p> <p>Desktop terminal for nurse station.</p> <p>Cleaning and disinfection</p> <p>Clean with a soft, non-scratching cloth moistened with a mild detergent solution. The detergent solution must not contain any abrasive or plastic-dissolving ingredients.</p> <p>The operating panel of the device is made of glass and is suitable for simple wipe disinfection. Before wiping the front panel, you have to disable the buttons temporarily by tapping the function key "CLEAN".</p> <p>The rear housing is made of ABS plastic and there are openings (for microphone, loudspeakers, ...) through which liquids can ingress. This must not happen!</p> <p>Moist wipe disinfection using a disinfectant suitable for the materials of the device:</p> <ul style="list-style-type: none"> – Housing: ABS – Operating panel: Real glass – Desktop mount: Plexiglass XT – Connection cable: Soft PVC 	<p>77 0606 00</p> 

Functions	Order no.
<p>ComStation^T Flamenco</p> <p>Desktop terminal for nurse station.</p> <p>Cleaning and disinfection</p> <p>Clean with a soft, non-scratching cloth moistened with a mild detergent solution. The detergent solution must not contain any abrasive or plastic-dissolving ingredients. Ensure that liquid does not enter the device or the plug.</p> <p>Moist wipe disinfection using a disinfectant suitable for the materials of the device:</p> <ul style="list-style-type: none"> – Housing: ABS – Operating panel: Polyester – Key caps: Polyurethane – Display: Cast PMMA – Desktop mount: Plexiglass transparent – Connection cable: Soft PVC <p>Note on the membrane keys</p> <p>The keys can be damaged by frequent contact with cleaning agents and disinfectants containing alcohol. The manufacturer therefore advises surface disinfectants, which are usually made from concentrates and water before use.</p> <p>Alcohol-free, ready-to-use solutions for rapid disinfection such as Mikrozid® sensitive liquid from Schülke & Mayr can also be used.</p>	<p>77 0606 20</p> 

Tunstall GmbH
Orkotten 66
48291 Telgte, Germany
t: +49 (0) 2504/701-0
e: DE.Info@tunstall.com
w: tunstall.de

